

NOTE:  
- ALL DIMENSIONS ARE IN MILLIMETERS UNLESS SPECIFIED OTHERWISE  
- ALL RELATIVE LEVELS ARE IN METERS UNLESS SPECIFIED OTHERWISE  
- ALL DIMENSIONS MEASURE UNFINISHED SURFACES UNLESS SPECIFIED OTHERWISE  
- ALL DIMENSIONS ARE TO BE READ AND NOT SCALED OFF  
- ANY DISCREPANCY IN DRAWING IS TO BE BROUGHT TO THE IMMEDIATE NO THE CONSULTANTS/SUPERVISION TEAM  
- MINOR ADJUSTMENTS NEED TO BE CARRIED OUT ON SITE TO MATCH WITH I BUILDING

Legend

No.	Revision	Date

Client  
Royal Government of Bhutan Civil Aviation Dep:  
Aviation Planners & Engineers  
Leading Edge Aviation Planning Professionals  
Civil Engineering Consultant  
Gyaltshen Consultancy

Project Title  
**GELEPHU DOMESTIC AIRPORT  
DESIGN & SUPERVISION**

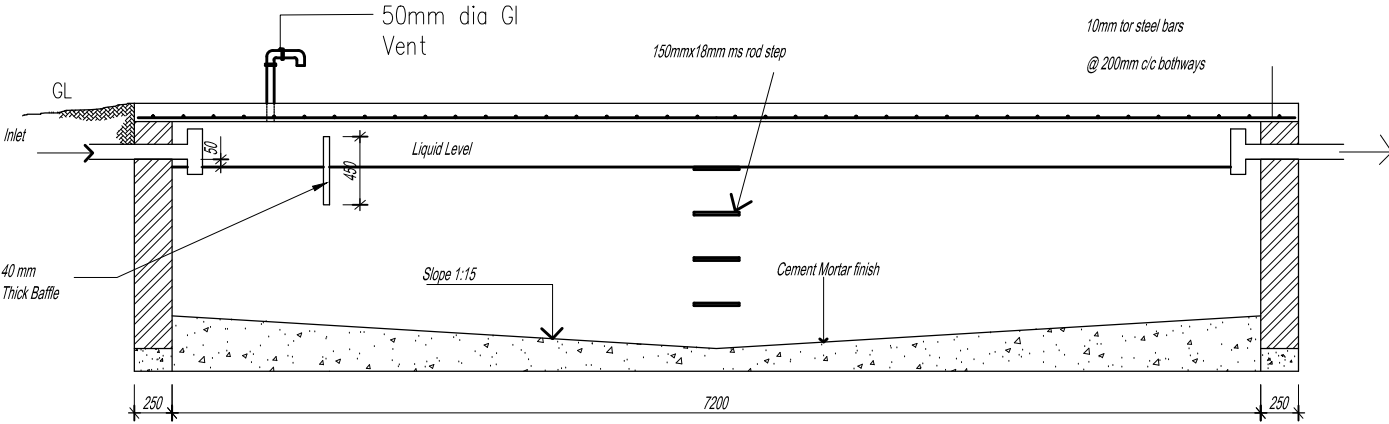
**DESIGN OF SECURITY  
QUARTERS.**

Drawing Title

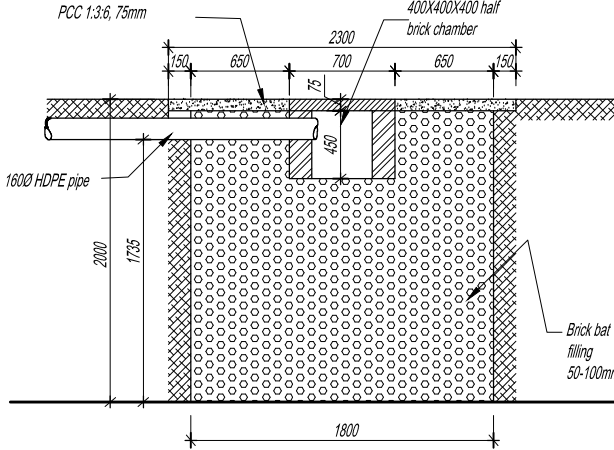
**OFFICER'S RESIDENCE**

**SEPTIC TANK AND SOAK PIT  
DETAIL**

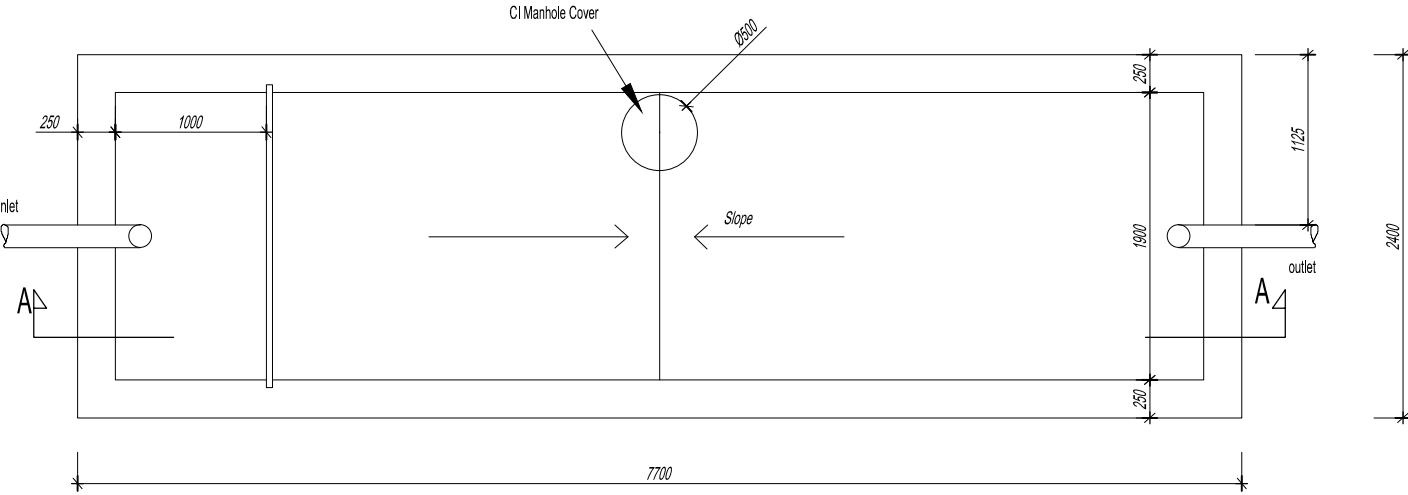
Scale	1:50
Date	SEPTEMBER 1ST 2016
Drawn By	TSHEWANG GYELTSHEN
Design By	DINESH
Drawing Number	GEL AIRPORT OR SW05
LEAPP Project Code	-----



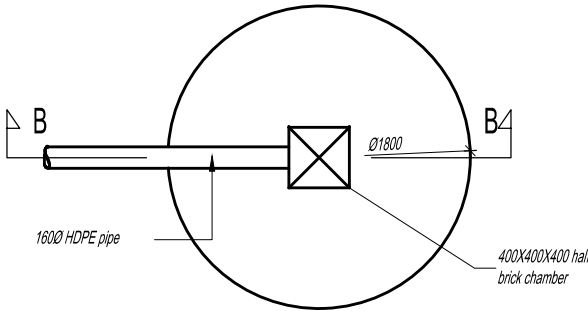
SECTION AA  
SCALE 1:50



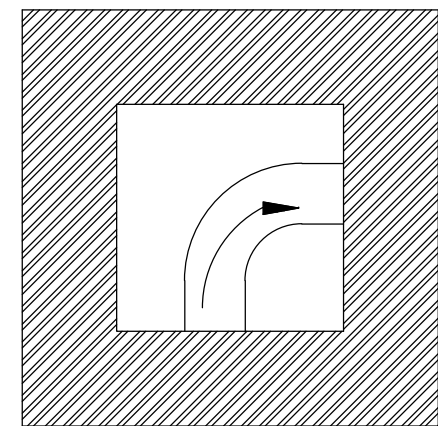
SECTION BB  
SCALE 1:50



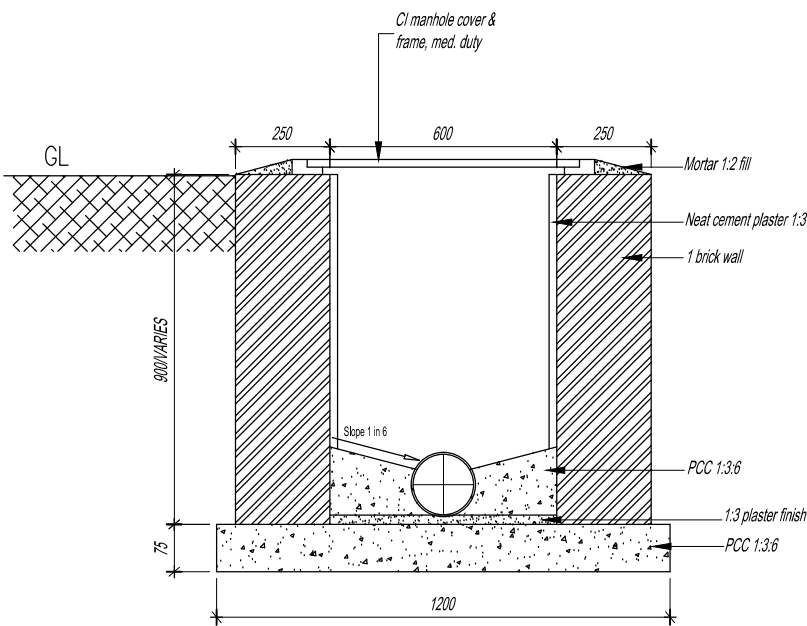
SEPTIC TANK PLAN  
SCALE 1:50



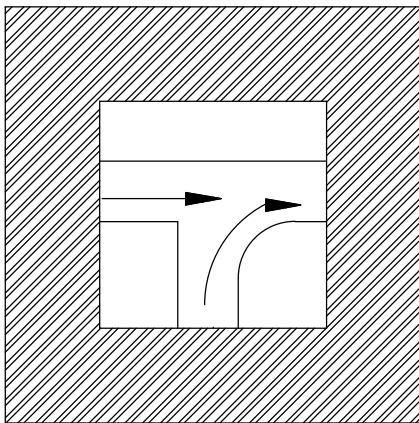
SOAK PIT PLAN  
SCALE 1:50



PLAN OF INSPECTION CHAMBER AT 90



SECTION OF INSPECTION CHAMBER  
SCALE 1:20



PLAN OF INSPECTION CHAMBER AT  
TEE JUNCTION

Note: if the height of chamber exceeds  
900mm the inside dimension of chamber  
shall be 1000x1000mm  
If the depth of chamber is less than 900mm,  
wall thickness shall be half brick  
The size given in plan is inside dimension

Slope for the pipe shall be 1 in 50 minimum  
All HDPE pipe shall be 4 kg/sqcm pressure rating  
Bathroom and toilet waste out let shall be provided  
with CI P trap 100mm  
Toilet vertical pipe shall be PVC 100mm with door Tee  
Bathroom waste pipe shall be 75mm PVC with Y door junction



ROYAL GOVERNMENT OF BHUTAN  
CIVIL AVIATION DEPARTMENT

NOTE:

-ALL DIMENSIONS ARE IN MILLIMETERS UNLESS SPECIFIED OTHERWISE  
-ALL RELATIVE LEVELS ARE IN METERS UNLESS SPECIFIED OTHERWISE  
-ALL DIMENSIONS MEASURE UNFINISHED SURFACES UNLESS SPECIFIED OTH  
-ALL DIMENSIONS ARE TO BE READ AND NOT SCALED OFF  
-ANY DESCREPCANY IN DRAWING IS TO BE BROUGHT TO THE IMMEDIATE NO  
THE CONSULTANTS/SUPERVISION TEAM  
-MINOR ADJUSTMENTS NEED TO BE CARRIED OUT ON SITE TO MATCH WITH I  
BUILDING

Legend

No.	Revision	Date

Client
Royal Government of Bhutan Civil Aviation Dep:
Aviation Planners & Engineers
Leading Edge Aviation Planning Professionals
Civil Engineering Consultant
Gyaltshen Consultancy
Project Title

GELEPHU DOMESTIC AIRPC  
DESIGN & SUPERVISION

DESIGN OF SECURITY  
QUARTERS.

Drawing Title

OFFICER'S RESIDENCE

INSPECTION CHAMBER DET

Scale	1:20
Date	SEPTEMBER 1ST 2016
Drawn By	TSHEWANG GYELTSHEN
Design By	DINESH
Drawing Number	GEL AIRPORT OR SW06
LEAPP Project Code	-----